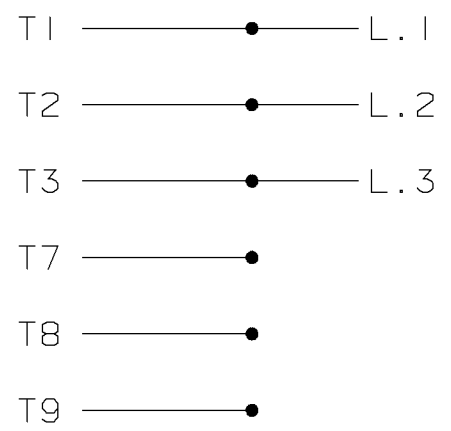
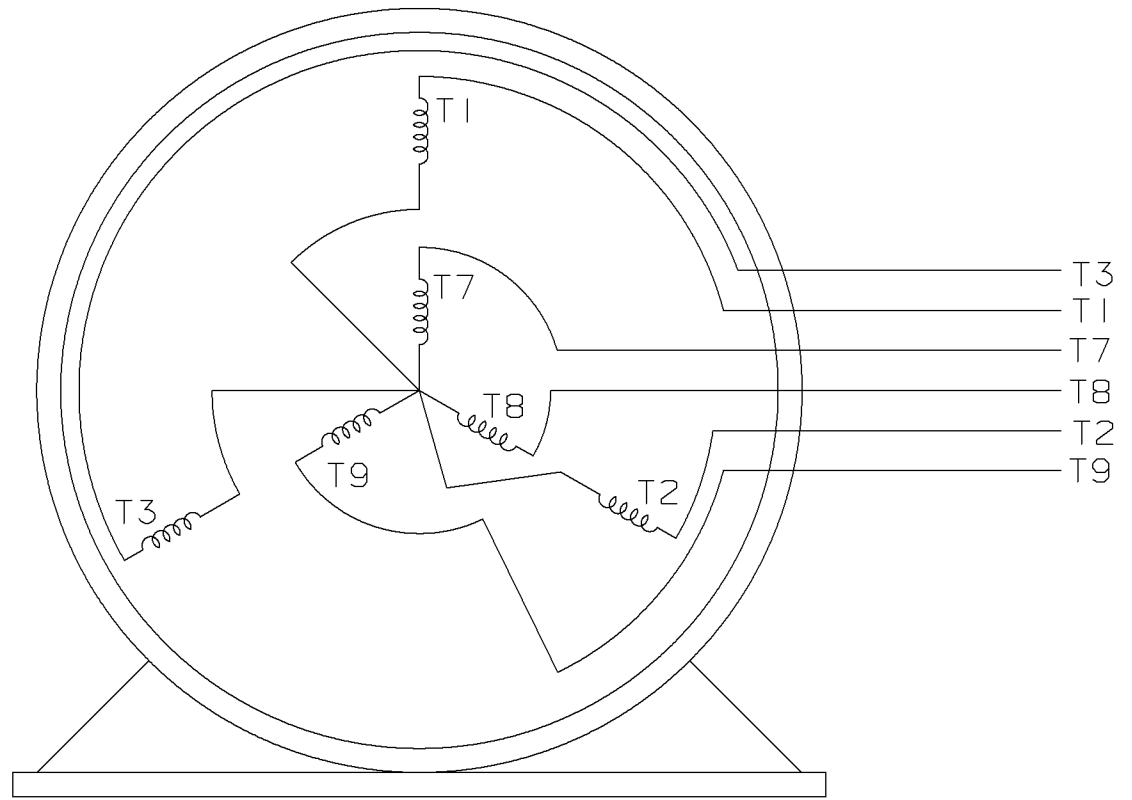
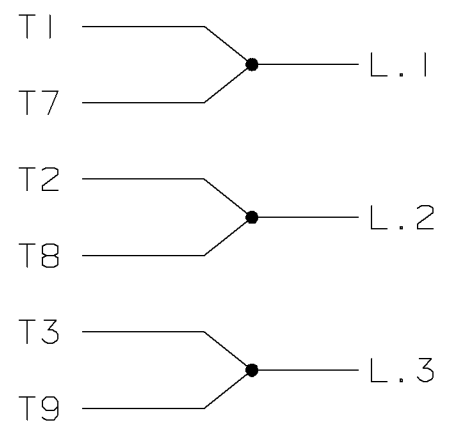


THREE PHASE - 6 LEAD
PART WINDING START

START CONNECTIONS



RUN CONNECTIONS



VIEW OF TERMINAL END

NOTE - CONNECTION INSTRUCTIONS
USE PLATE NO. A-43061C OR A-EE734 I

T4Z

				<input checked="" type="checkbox"/> MAX. SURFACE ROUGHNESS UNLESS NOTED OTHERWISE	UNLESS OTHERWISE SPECIFIED DIMENSIONS ARE IN INCHES TOL. ON XX± XXX±.005 XXXX±.0005 ANGLES±			
				MATL SPEC				DRAWN BY MJD 04-02-1997 CHKD BY ML 04-09-1997 APPD BY GK 04-09-1997
6	04-09-1997	REDRAWN ON CADD - NO CHANGES	MJD	REFERENCE DRW.	WAUSAU, WISCONSIN 54401			DRWG NO A - EE734 I
REV	DATE	CHANGE	NAME	PART NAME CONNECTION DIAGRAM THREE PHASE - 6 LEAD				

SHOP BOOK

PURCHASED

DISTRIBUTION - WA - LB - WP - LM - BR

CADD FILE NO.

EE734 I